



# SELF-BONDED COILS

## FEATURES


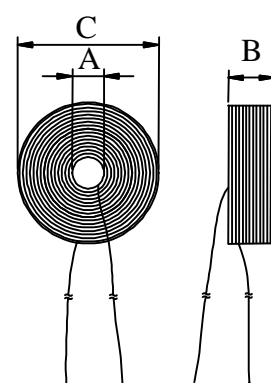

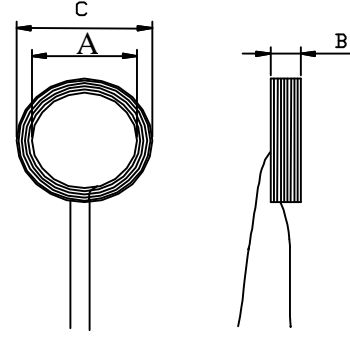

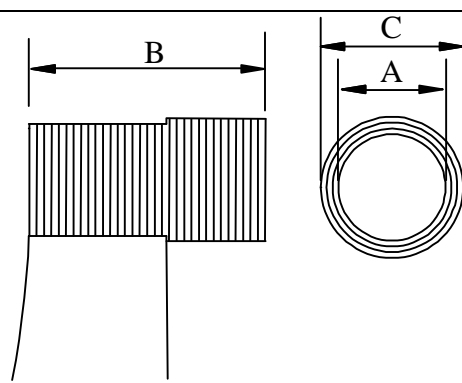
- I Windings are bond by a strong adhesive.
- I These kinds of coils are economical and do not require the support of plastic formers.
- Wire type: 0.05~0.3mm(2LOCKY3)

## Specification

- Inductance & Resistance

## APPLICATIONS

- I Electronic Clock, Speaker, Toys and Games
- I ID card systems, Electro-mechanical displays
- I Antennas and remote control devices
- I Hard disk drive and floppy disk drive

Model	Shapes & Dimension(mm)																																								
<b>CSxx</b> 		<table border="1"> <thead> <tr> <th rowspan="2">Model</th> <th colspan="3">Dimensions</th> </tr> <tr> <th>A</th> <th>B</th> <th>C</th> </tr> </thead> <tbody> <tr> <td rowspan="2">CS10</td> <td>1.45±0.1</td> <td>12.0Max.</td> <td>11.0Max.</td> </tr> <tr> <td>1.75±0.1</td> <td>10.0Max</td> <td>11.0Max</td> </tr> <tr> <td rowspan="2">CS20</td> <td>2.20±0.1</td> <td>18.0Max</td> <td>12.0Max</td> </tr> <tr> <td>2.50±0.1</td> <td>12.0Max</td> <td>11.5Max</td> </tr> <tr> <td>CS30</td> <td>3.30±0.1</td> <td>6.5Max</td> <td>11.0Max</td> </tr> <tr> <td rowspan="2">CS40</td> <td>4.00±0.1</td> <td>19.5Max</td> <td>18.5Max</td> </tr> <tr> <td>4.15±0.1</td> <td>19.5Max</td> <td>11.0Max</td> </tr> <tr> <td rowspan="2">CS60</td> <td>6.00±0.1</td> <td>14.0Max</td> <td>22.0Max</td> </tr> <tr> <td>6.20±0.1</td> <td>19.5Max</td> <td>15.0Max</td> </tr> </tbody> </table>	Model	Dimensions			A	B	C	CS10	1.45±0.1	12.0Max.	11.0Max.	1.75±0.1	10.0Max	11.0Max	CS20	2.20±0.1	18.0Max	12.0Max	2.50±0.1	12.0Max	11.5Max	CS30	3.30±0.1	6.5Max	11.0Max	CS40	4.00±0.1	19.5Max	18.5Max	4.15±0.1	19.5Max	11.0Max	CS60	6.00±0.1	14.0Max	22.0Max	6.20±0.1	19.5Max	15.0Max
		Model		Dimensions																																					
			A	B	C																																				
		CS10	1.45±0.1	12.0Max.	11.0Max.																																				
			1.75±0.1	10.0Max	11.0Max																																				
		CS20	2.20±0.1	18.0Max	12.0Max																																				
			2.50±0.1	12.0Max	11.5Max																																				
		CS30	3.30±0.1	6.5Max	11.0Max																																				
		CS40	4.00±0.1	19.5Max	18.5Max																																				
			4.15±0.1	19.5Max	11.0Max																																				
CS60	6.00±0.1	14.0Max	22.0Max																																						
	6.20±0.1	19.5Max	15.0Max																																						
<b>CSxx</b> 		<table border="1"> <thead> <tr> <th rowspan="2">Model</th> <th colspan="3">Dimensions</th> </tr> <tr> <th>A</th> <th>B</th> <th>C</th> </tr> </thead> <tbody> <tr> <td>CSE0</td> <td>14.6±0.2</td> <td>14.0Max</td> <td>20.0Max</td> </tr> <tr> <td>CSI0</td> <td>18.0±0.2</td> <td>15.0Max</td> <td>24.0Max</td> </tr> <tr> <td>CSK1</td> <td>20.5±0.2</td> <td>15.0Max</td> <td>24.0Max</td> </tr> <tr> <td>CSP3</td> <td>25.0±0.2</td> <td>8.00Max</td> <td>31.5Max</td> </tr> <tr> <td>CSW2</td> <td>32.0±0.3</td> <td>13.0Max</td> <td>40.0Max</td> </tr> <tr> <td>CSZ1</td> <td>44.0±0.2</td> <td>10.0Max</td> <td>50.0Max</td> </tr> <tr> <td>CSZ1</td> <td>45.0±0.2</td> <td>10.0Max</td> <td>50.0Max</td> </tr> </tbody> </table>	Model	Dimensions			A	B	C	CSE0	14.6±0.2	14.0Max	20.0Max	CSI0	18.0±0.2	15.0Max	24.0Max	CSK1	20.5±0.2	15.0Max	24.0Max	CSP3	25.0±0.2	8.00Max	31.5Max	CSW2	32.0±0.3	13.0Max	40.0Max	CSZ1	44.0±0.2	10.0Max	50.0Max	CSZ1	45.0±0.2	10.0Max	50.0Max				
		Model		Dimensions																																					
			A	B	C																																				
		CSE0	14.6±0.2	14.0Max	20.0Max																																				
		CSI0	18.0±0.2	15.0Max	24.0Max																																				
		CSK1	20.5±0.2	15.0Max	24.0Max																																				
		CSP3	25.0±0.2	8.00Max	31.5Max																																				
		CSW2	32.0±0.3	13.0Max	40.0Max																																				
		CSZ1	44.0±0.2	10.0Max	50.0Max																																				
CSZ1	45.0±0.2	10.0Max	50.0Max																																						
<b>CSxx</b> 		<table border="1"> <thead> <tr> <th rowspan="2">Model</th> <th colspan="3">Dimensions</th> </tr> <tr> <th>A</th> <th>B</th> <th>C</th> </tr> </thead> <tbody> <tr> <td>CS82</td> <td>8.20±0.1</td> <td>19.5Max</td> <td>17.5Max</td> </tr> <tr> <td>CSA2</td> <td>10.3±0.1</td> <td>19.5Max</td> <td>15.0Max</td> </tr> </tbody> </table>	Model	Dimensions			A	B	C	CS82	8.20±0.1	19.5Max	17.5Max	CSA2	10.3±0.1	19.5Max	15.0Max																								
		Model		Dimensions																																					
			A	B	C																																				
CS82	8.20±0.1	19.5Max	17.5Max																																						
CSA2	10.3±0.1	19.5Max	15.0Max																																						

※Specifications other than the above will be furnished upon request.